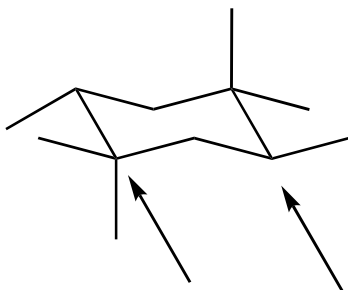
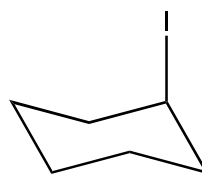
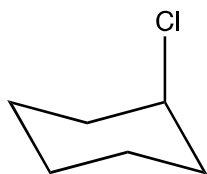


Quiz #4

1. Draw the Newman projection of the following chair structure and label ALL gauche interactions. Use the bottom leftmost and bottom rightmost carbons as the centers of your Newman projection (8 pts)



2a. Label on each structure below the 1,3-diaxial strain interactions (3 pts)



2b. Draw the chair-flipped form for each structure in question 2a (3 pts)

3. Name the following bicyclic compounds (2pts each)

